

# Biotinylated Human OX40/TNFRSF4/CD134 Protein

Cat. No. OX4-HM440B

## Description

<b>Source</b>	Recombinant Biotinylated Human OX40/TNFRSF4/CD134 Protein is expressed from HEK293 with His tag and Avi tag at the C-Terminus. It contains Leu29-Ala216.
<b>Accession</b>	P43489
<b>Molecular Weight</b>	The protein has a predicted MW of 23.2 kDa. Due to glycosylation, the protein migrates to 50-55 kDa based on Bis-Tris PAGE result.
<b>Endotoxin</b>	Less than 1EU per µg by the LAL method.
<b>Purity</b>	> 95% as determined by Bis-Tris PAGE > 95% as determined by HPLC

## Formulation and Storage

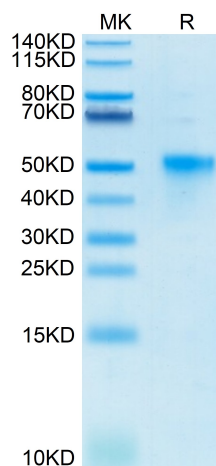
<b>Formulation</b>	Lyophilized from 0.22µm filtered solution in PBS (pH 7.4). Normally 8% trehalose is added as protectant before lyophilization.
<b>Reconstitution</b>	Centrifuge the tube before opening. Reconstituting to a concentration more than 100 µg/ml is recommended. Dissolve the lyophilized protein in distilled water.
<b>Storage</b>	-20 to -80°C for 12 months as supplied from date of receipt. -80°C for 3 months after reconstitution. Recommend to aliquot the protein into smaller quantities for optimal storage. Please minimize freeze-thaw cycles.

## Background

Tumor necrosis factor receptor superfamily, member 4 (TNFRSF4), also known as CD134 and OX40 receptor. OX40 is a secondary co-stimulatory immune checkpoint molecule, expressed after 24 to 72 hours following activation; its ligand, OX40L, is also not expressed on resting antigen presenting cells, but is following their activation.

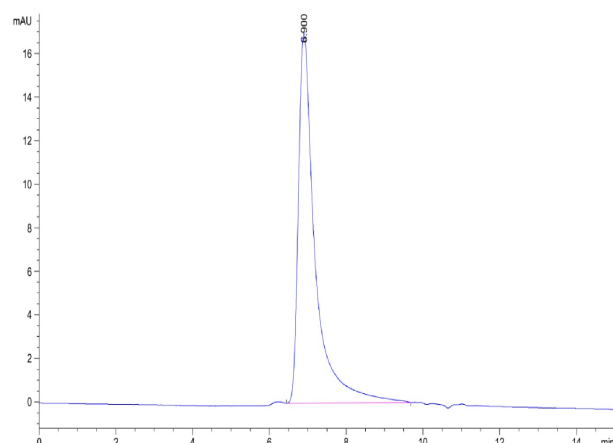
## Assay Data

### Bis-Tris PAGE



Biotinylated Human OX40 on Bis-Tris PAGE under reduced condition. The purity is greater than 95%.

### SEC-HPLC



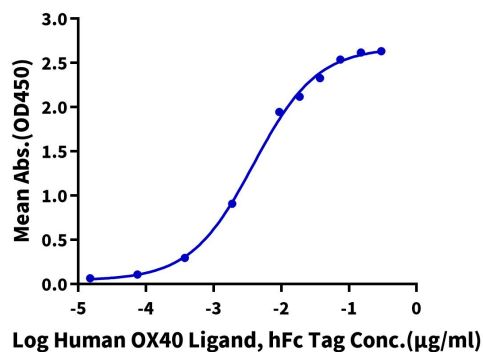
The purity of Biotinylated Human OX40 is greater than 95% as determined by SEC HPLC.

Assay Data

ELISA Data

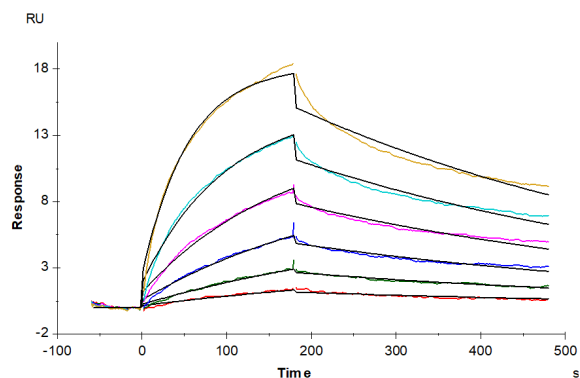
**Biotinylated Human OX40, His Tag ELISA**

0.1µg Biotinylated Human OX40, His Tag Per Well



Immobilized Biotinylated Human OX40, His Tag at 1µg/ml (100µl/well) on the streptavidin precoated plate (5µg/ml). Dose response curve for Human OX40 Ligand, hFc Tag with the EC50 of 3.9ng/ml determined by ELISA (QC Test).

SPR Data



Biotinylated Human OX40, His Tag immobilized on CM5 Chip can bind Human OX40 Ligand, hFc Tag with an affinity constant of 23.48 nM as determined in SPR assay (Biacore T200).